

2020-21 Texas Academic Performance Report (TAPR)

District Name: AUSTIN ISD

Campus Name: MENDEZ MIDDLE

Campus Number: 227901058

2021 Accountability Rating: Not Rated: Declared State of Disaster

This page is intentionally blank.

Texas Education Agency
2020-21 STAAR Performance (TAPR)
MENDEZ MIDDLE (227901058) - AUSTIN ISD - TRAVIS COUNTY


Due to the cancellation of spring 2020 STAAR, 2021 and 2019 STAAR data are shown.

School Year	State	District	Campus	African American	Hispanic	White	American Indian	Asian	Pacific
-------------	-------	----------	--------	------------------	----------	-------	-----------------	-------	---------

Texas Education Agency
2020-21 STAAR Performance (TAPR)
MENDEZ MIDDLE (227901058) - AUSTIN ISD - TRAVIS COUNTY

Due to the cancellation of spring 2020 STAAR, 2021 and 2019 STAAR data are shown.

School	School	
--------	--------	--



Texas Education Agency
2018-19 Progress (TAPR)
MENDEZ MIDDLE (227901058) - AUSTIN ISD - TRAVIS COUNTY

Due to the cancellation of spring 2020 STAAR, 2019 and 2018 progress data are shown.

	School Year	State	District	Campus	African American	Hispanic	White	American Indian	Asian	Pacific Islander	Two or More Races	Special Ed (Current)	Special Ed (Former)	Continuously Enrolled	Non-Continuously Enrolled	Econ Disadv	EB/EL (Current & Monitored)
School Progress Domain - Academic Growth Score by Grade and Subject																	
Grade 6 ELA/Reading	2019	42	39	17	7	17	-	-	-	-	*	24	*	19	8	17	13
	2018	47	48	30	40	28	-	-	-	-	*	46	*	31	25	29	30
Grade 6 Mathematics	2019	54	45	25	11	26	-	-	-	-	*	22	*	27	14	24	24
	2018	56	48	40	47	39	-	-	-	-	*	55	*	38	47	40	38
Grade 7 ELA/Reading	2019	77	73	61	50	62	-	-	-	-	*	55	*	62	58	60	67
	2018	76	76	68	42	71	*	-	-	-	-	53	*	70	57	68	74
Grade 7 Mathematics	2019	62	55	30	50	28	-	-	-	-	*	48	*	28	39	27	27
	2018	67	65	61	46	63	*	-	-	-	-	44	*	63	55	60	62
Grade 8 ELA/Reading	2019	77	79	78	80	77	*	-	-	-	-	70	-	78	77	78	80
	2018	79	82	75	79	75	*	*	-	-	*	62	*	73	83	75	69
Grade 8 Mathematics	2019	82	72	49	44	49	*	-	-	-	-	48	-	47	60	48	49
	2018	81	73	75	90	74	*	-	-	-	-	70	*	78	66	75	72
End of Course Algebra I	2019	75	81	64	*	65	-	-	-	-	-	-	*	67	*	65	76
	2018	72	81	87	*	93	-	-	-	-	*	-	-	96	*	89	97
All Grades Both Subjects	2019	69	68	45	40	45	100	-	-	-	75	42	38	45	44	44	46
	2018	69	70	59	58	60	*	*	-	-	*	55	61	60	55	59	58
All Grades ELA/Reading	2019	68	68	54	46	54	*	-	-	-	-	-	-	-	-	-	-

2020-21 Bilingual Educa
 MENDEZ

Due to t

	School Year	State	District	Campus
All Grades All Subjects				
At Approaches Grade Level or Above	2021	67%	63%	19%
	2019	78%	78%	43%
At Meets Grade Level or Above	2021	41%	42%	7%
	2019	50%	54%	16%
At Masters Grade Level	2021	18%	20%	2%
	2019	24%	27%	5%
All Grades ELA/Reading				
At Approaches Grade Level or Above	2021	68%	66%	26%
	2019	75%	76%	45%
At Meets Grade Level or Above	2021	45%	47%	11%
	2019	48%	53%	17%

Texas Education Agency
2020-21 STAAR Participation (TAPR)
MENDEZ MIDDLE (227901058) - AUSTIN ISD - TRAVIS COUNTY

Due to the cancellation of spring 2020 STAAR, 2021 and 2019 STAAR data are shown.

	State	District	Campus	African American	Hispanic	White	American Indian	Asian	Pacific		
--	-------	----------	--------	------------------	----------	-------	-----------------	-------	---------	--	--

--	--	--	--	--	--	--	--	--	--	--	--



--	--	--	--	--	--	--	--	--	--	--	--

--	--	--	--	--	--	--	--	--	--	--	--

--	--	--	--	--	--	--	--	--	--	--	--

Texas Education Agency
 2020-21 Attendance, Graduation, and Dropout Rates (TAPR)
 MENDEZ MIDDLE (227901058) - AUSTIN ISD - TRAVIS COUNTY

	State	District	Campus	African American	Hispanic	White	American Indian	Asian	Pacific Islander	Two or More Races	Special Ed	Econ Disadv	EB/EL
Graduates, TxCHSE, and Continuers	93.9%	97.2%	-	-	-	-	-	-	-	-	-	-	-
Class of 2018													
Graduated	92.2%	95.8%	-	-	-	-	-	-	-	-	-	-	-
Received TxCHSE	0.6%	0.7%	-	-	-	-	-	-	-	-	-	-	-
Continued HS	1.1%	0.5%	-	-	-	-	-	-	-	-	-	-	-
Dropped Out	6.1%	3.0%	-	-	-	-	-	-	-	-	-	-	-
Graduates and TxCHSE	92.8%	96.5%	-	-	-	-	-	-	-	-	-	-	-
Graduates, TxCHSE, and Continuers	93.9%	97.0%	-	-	-	-	-	-	-	-	-	-	-
6-Year Extended Longitudinal Rate (Gr 9-12)													
Class of 2018													
Graduated	92.6%	96.1%	-	-	-	-	-	-	-	-	-	-	-
Received TxCHSE	0.7%	0.8%	-	-	-	-	-	-	-	-	-	-	-



Texas Education Agency
 2020-21 Attendance, Graduation, and Dropout Rates (TAPR)
 MENDEZ MIDDLE (227901058) - AUSTIN ISD - TRAVIS COUNTY

	State	District	Campus	African American	Hispanic	White	American Indian	Asian	Pacific Islander	Two or More Races	Special Ed	Econ Disadv	EB/EL
Class of 2020	83.5%	91.2%	-	-	-	-	-	-	-	-	-	-	-
Class of 2019	83.5%	90.3%	-	-	-	-	-	-	-	-	-	-	-

Texas Education Agency
2020-21 Graduation Profile (TAPR)
MENDEZ MIDDLE (227901058) - AUSTIN ISD - TRAVIS COUNTY

	Campus Count	Campus Percent	District Count	State Count
Graduatesf(2019-20 Annual Graduates)				
Total Graduates	-	-	4,530	360,220
By Ethnicity:				
African American	-	-	343	44,729
Hispanic	-	-	2,337	184,060
White	-	-	1,473	105,215
American Indian	-	-	6	1,226
Asian	-	-	241	17,126
Pacific Islander	-	-	4	557
Two or More Races	-	-	126	7,307
By Graduation Type:				
Minimum H.S. Program	-	-	35	1,512
Recommended H.S. Program/Distinguished Achievement Program	-	-	1	952
Foundation H.S. Program (No Endorsement)	-	-	353	49,535
Foundation H.S. Program (Endorsement)	-	-	125	15,689
Foundation H.S. Program (DLA)	-	-	4,016	292,532
Special Education Graduates	-	-	440	29,018
Economically Disadvantaged Graduates	-	-	1,836	187,187
Emergent Bilingual (EB)/English Learner (EL) Graduates	-	-	561	29,639
At-Risk Graduates	-	-	1,588	148,836

There is no data for this campus.

Texas Education Agency
2020-21 CCMR-Related Indicators (TAPR)
MENDEZ MIDDLE (227901058) - AUSTIN ISD - TRAVIS COUNTY


There is no data for this campus.

Texas Education Agency
2020-21 Other Postsecondary Indicators (TAPR)
MENDEZ MIDDLE (227901058) - AUSTIN ISD - TRAVIS COUNTY

There is no data for this campus.

Texas Education Agency
 2020-21 Student Information (TAPR)
 MENDEZ MIDDLE (227901058) - AUSTIN ISD - TRAVIS COUNTY

Student Information	Membership				Enrollment			
	Campus		District	State	Campus		District	State
	Count	Percent			Count	Percent		
Total Students	573	100.0%	74,725	5,359,040	573	100.0%	74,871	5,371,586
Students by Grade:								
Early Childhood Education	0	0.0%	0.2%	0.3%	0	0.0%	0.2%	0.4%
Pre-Kindergarten	0	0.0%	4.5%	3.7%	0	0.0%	4.5%	3.7%
Kindergarten	0	0.0%	7.6%	6.7%	0	0.0%	7.6%	6.7%
Grade 1	0	0.0%	7.7%					



Texas Education Agency
 2020-21 Student Information (TAPR)
 MENDEZ MIDDLE (227901058) - AUSTIN ISD - TRAVIS COUNTY

Student Information	Membership				Enrollment			
	Campus		District	State	Campus		District	State
	Count	Percent			Count	Percent		
Homeless	5	0.9%	0.8%	1.1%	5	0.9%	0.8%	1.1%
Immigrant	38	6.6%	6.4%	2.0%	38	6.6%	6.4%	2.0%
Migrant	0	0.0%	0.0%	0.3%	0	0.0%	0.0%	0.3%
Title I	573	100.0%	39.4%	64.5%	573	100.0%	39.4%	64.5%
Military Connected	0	0.0%	0.3%	2.7%	0	0.0%	0.3%	2.7%
At-Risk	497	86.7%	47.2%	49.2%	497	86.7%	47.2%	49.1%
Students by Instructional Program:								
Bilingual/ESL Education	310	54.1%	31.2%	21.0%	310	54.1%	31.2%	20.9%
Gifted and Talented Education	41	7.2%	12.3%	8.3%	41	7.2%	12.3%	8.3%
Special Education	137	23.9%	13.3%	11.1%	137	23.9%	13.4%	11.3%
Students with								

Student Information
Retention R
Kinders

0%
5%

Texas Education Agency
 2020-21 Staff Information (TAPR)
 MENDEZ MIDDLE (227901058) - AUSTIN ISD - TRAVIS COUNTY

Staff Information	----- Campus -----			
	Count/Average	Percent	District	State
Total Staff	71.1	100.0%	100.0%	100.0%
Professional Staff:	59.1	83.1%	64.7%	64.3%
Teachers	50.1	70.5%	50.3%	49.6%
Professional Support	4.0	5.6%	10.9%	10.6%
Campus Administration (School Leadership)	5.0	7.0%	3.0%	3.0%
Educational Aides:	12.0	16.9%	9.3%	10.6%
Librarians and Counselors (Headcount):				
Full-time Librarians	1.0	n/a	97.0	4,290.0
Part-time Librarians	0.0	n/a	12.0	582.0
Full-time Counselors	2.0	n/a	212.0	13,211.0
Part-time Counselors	0.0	n/a	11.0	1,126.0
Total Minority Staff:	45.0	63.3%	56.7%	51.5%
Teachers by Ethnicity:				
African American	5.0	10.0%	5.9%	11.1%
Hispanic	20.0	39.9%	33.4%	28.4%
White	22.1	44.2%	56.3%	56.9%
American Indian	0.0	0.0%	0.3%	0.3%
Asian	2.0	4.0%	2.6%	1.8%
Pacific Islander	0.0	0.0%	0.1%	0.2%
Two or More Races	1.0	2.0%	1.3%	1.2%
Teachers by Sex:				
Males	22.0	43.9%	25.6%	23.8%
Females	28.1	56.1%	74.4%	

Texas Education Agency
 2020-21 Staff Information (TAPR)
 MENDEZ MIDDLE (227901058) - AUSTIN ISD - TRAVIS COUNTY

	----- Campus -----			
Staff Information	Count/Average	Percent	District	State
Number of Students per Teacher	11.4	n/a	13.6	14.5

Staff Information	Campus	District	State
Experience of Campus Leadership:			
Average Years Experience of Principals	6.0	6.4	6.4
Average Years Experience of Principals with District	3.0	6.1	5.5
Average Years Experience of Assistant Principals	4.5	5.5	5.5
Average Years Experience of Assistant Principals with District	3.3	5.1	4.8
Average Years Experience of Teachers:			

Texas Education Agency
2020-21 Staff Information (TAPR)
MENDEZ MIDDLE (227901058) - AUSTIN ISD - TRAVIS COUNTY

- Indicates there are no students in the group.
- * Indicates results are masked due to small numbers to protect student confidentiality.
- ** When only one student disability or assessment group is masked, then the second smallest student disability or assessment group is masked regardless of size.
- n/a Indicates data reporting is not applicable for this group.
- ? Indicates that the data for this item were statistically improbable or were reported outside a reasonable range.

Link to: [PEIMS Financial Standard Reports 2019-20 Financial Actual Report](#)
(To open link in a new window, press the "Ctrl" key and click on the link.)