

2020-21 Texas Academic Performance Report (TAPR)

District Name: AUSTIN ISD

Campus Name: ANDREWS EL

Campus Number: 227901102

2021 Accountability Rating: Not Rated: Declared State of Disaster




This page is intentionally blank.



Texas Education Agency
2020-21 STAAR Performance (TAPR)
ANDREWS EL (227901102) - AUSTIN ISD - TRAVIS COUNTY

Due to the cancellation of spring 2020 STAAR, 2021 and 2019 STAAR data are shown.

- * Indicates results are masked due to small numbers to protect student confidentiality.
- Indicates there are no students in the group.
- + Indicates that rates for reading and mathematics are based on the cumulative results from the first and second administrations of STAAR.



Texas Education Agency
2020-21 Bilingual Education/English as a Second Language (Current EB Students/EL) (TAPR)
ANDREWS EL (227901102) - AUSTIN ISD - TRAVIS COUNTY

Due to the cancellation of spring 2020 STAAR, 2021 and 2019 STAAR data are shown.

- * Indicates results are masked due to small numbers to protect student confidentiality.
- Indicates there are no students in the group.
- Blank cell indicates there are no data available in the group.

Texas Education Agency
 2020-21 STAAR Participation (TAPR)
 ANDREWS EL (227901102) - AUSTIN ISD - TRAVIS COUNTY

Due to the cancellation of spring 2020 STAAR, 2021 and 2019 STAAR data are shown.

	State	District	Campus	African American	Hispanic	White	American Indian	Asian	Pacific Islander	Two or More Races	Special Ed (Current)	Special Ed (Former)	Continuously Enrolled	Non-Continuously Enrolled	Econ Disadv	EB/EL (Current & Monitored)
--	-------	----------	--------	------------------	----------	-------	-----------------	-------	------------------	-------------------	----------------------	---------------------	-----------------------	---------------------------	-------------	-----------------------------

2021 STAAR

--	--	--	--	--	--	--	--	--	--	--	--	--	--	--	--	--

--	--	--	--	--	--	--	--	--	--	--	--	--	--	--	--	--

--	--	--	--	--	--	--	--	--	--	--	--	--	--	--	--	--



--	--	--	--	--	--	--	--	--	--	--	--	--	--	--	--	--

--	--	--	--	--	--	--	--	--	--	--	--	--	--	--	--	--

--	--	--	--	--	--	--	--	--	--	--	--	--	--	--	--	--

Texas Education Agency
 2020-21 Attendance, Graduation, and Dropout Rates (TAPR)
 ANDREWS EL (227901102) - AUSTIN ISD - TRAVIS COUNTY

	State	District	Campus	African American	Hispanic	White	American Indian	Asian	Pacific Islander	Two or More Races	Special		
--	-------	----------	--------	------------------	----------	-------	-----------------	-------	------------------	-------------------	---------	--	--



Texas Education Agency
 2020-21 Attendance, Graduation, and Dropout Rates (TAPR)
 ANDREWS EL (227901102) - AUSTIN ISD - TRAVIS COUNTY

	State	District	Campus	African American	Hispanic	White	American Indian	Asian	Pacific Islander	Two or More Races		

Texas Education Agency
2020-21 Graduation Profile (TAPR)
ANDREWS EL (227901102) - AUSTIN ISD - TRAVIS COUNTY

	Campus Count	Campus Percent	District Count	State

There is no data for this campus.

Texas Education Agency
2020-21 CCMR-Related Indicators (TAPR)
ANDREWS EL (227901102) - AUSTIN ISD - TRAVIS COUNTY


There is no data for this campus.

Texas Education Agency
2020-21 Other Postsecondary Indicators (TAPR)
ANDREWS EL (227901102) - AUSTIN ISD - TRAVIS COUNTY

There is no data for this campus.

Texas Education Agency
 2020-21 Student Information (TAPR)
 ANDREWS EL (227901102) - AUSTIN ISD - TRAVIS COUNTY

Student Information	Membership				Enrollment			
	Campus		District	State	Campus		District	State
	Count	Percent			Count	Percent		
Total Students	333	100.0%	74,725	5,359,040	333	100.0%	74,871	5,371,586
Students by Grade:								
Early Childhood Education	3	0.9%	0.2%	0.3%	3	0.9%	0.2%	0.4%
Pre-Kindergarten	44	13.2%	4.5%	3.7%	44	13.2%		





Texas Education Agency
2020-21 Student Information (TAPR)
ANDREWS EL (227901102) - AUSTIN ISD - TRAVIS COUNTY

Student Information	--Non-Special Education Rates--		---Special Education Rates---
	Campus	District	

Texas Education Agency
 2020-21 Staff Information (TAPR)
 ANDREWS EL (227901102) - AUSTIN ISD - TRAVIS COUNTY

Staff Information	----- Campus -----		District	State
	Count/Average	Percent		
Total Staff	47.2	100.0%	100.0%	100.0%
Professional Staff:	38.2	80.9%	64.7%	64.3%
Teachers	30.3	64.2%	50.3%	49.6%
Professional Support	5.9	12.5%	10.9%	10.6%
Campus Administration (School Leadership)	2.0	4.2%	3.0%	3.0%
Educational Aides:	9.0			

Texas Education Agency
2020-21 Staff Information (TAPR)
ANDREWS EL (227901102) - AUSTIN ISD - TRAVIS COUNTY

	----- Campus -----			
Staff Information	Count/Average	Percent	District	

Texas Education Agency
2020-21 Staff Information (TAPR)
ANDREWS EL (227901102) - AUSTIN ISD - TRAVIS COUNTY

- Indicates there are no students in the group.
- * Indicates results are masked due to small numbers to protect student confidentiality.
- ** When only one student disability or assessment group is masked, then the second smallest student disability or assessment group is masked regardless of size.
- n/a Indicates data reporting is not applicable for this group.
- ? Indicates that the data for this item were statistically improbable or were reported outside a reasonable range.

Link to: [PEIMS Financial Standard Reports 2019-20 Financial Actual Report](#)
(To open link in a new window, press the "Ctrl" key and click on the link.)