

2021-22 Texas Academic Performance Report (TAPR)

District Name: AUSTIN ISD

Campus Name: ALTERNATIVE LEARNING CENTER

Campus Number: 227901012

2022 Accountability Rating: Not Rated

This page is intentionally blank.



Texas Education Agency
2021-22 Progress (TAPR)
ALTERNATIVE LEARNING CENTER (227901012) - AUSTIN ISD - TRAVIS COUNTY

This campus is not rated on Progress (TAPR).

This campus is not rated on Bilingual Education/English as a Second Language (Current EB Students/EL) (TAPR).



--	--	--	--	--	--	--	--	--	--

Texas Education Agency
 2021-22 STAAR Participation (TAPR)
 ALTERNATIVE LEARNING CENTER (227901012) - AUSTIN ISD - TRAVIS COUNTY

	State	District	Campus	African American	Hispanic	White	American Indian	Asian	Pacific Islander	Two or More Races	Special Ed (Current)	Special Ed (Former)	Continuously Enrolled	Non-Continuously Enrolled	Econ Disadv	EB & EL (Current)
--	-------	----------	--------	------------------	----------	-------	-----------------	-------	------------------	-------------------	----------------------	---------------------	-----------------------	---------------------------	-------------	-------------------

--	--	--	--	--	--	--	--	--	--	--	--	--	--	--	--	--




--	--	--	--	--	--	--	--	--	--	--	--	--	--	--	--	--

Texas Education Agency
 2021-22 Attendance, Graduation, and Dropout Rates (TAPR)
 ALTERNATIVE LEARNING CENTER (227901012) - AUSTIN ISD - TRAVIS COUNTY

	State	District	Campus	African American	Hispanic	White	American Indian	Asian	Pacific Islander	Two or More Races	Special Ed	Econ Disadv	EB/EL
Attendance Rate													
2020-21	95.0%	95.2%	91.0%	*	*	*	*	-	-	*	*	*	*
2019-20	98.3%	98.3%	83.4%	84.8%	82.4%	87.8%	-	*	-	*	79.6%	82.4%	82.4%
Chronic Absenteeism													
2020-21	15.0%	14.9%	33.3%	44.4%	41.7%	10.0%	*	-	-	*	47.1%	48.3%	30.0%
2019-20	6.7%	8.9%	53.8%	56.3%	55.6%	42.3%	-	*	-	40.0%	62.5%	56.5%	57.0%
Annual Dropout Rate (Gr 7-8)													
2020-21	0.9%	1.0%	0.0%	*	0.0%	*	-	-	-	*	*	0.0%	-
2019-20	0.5%	0.5%	0.0%	0.0%	0.0%	0.0%	-	-	-	*	0.0%	0.0%	0.0%
Annual Dropout Rate (Gr 9-12)													
2020-21	2.4%	1.2%	0.0%	0.0%	0.0%	0.0%	*	-	-	-	0.0%	0.0%	0.0%
2019-20	1.6%	0.7%	0.0%	0.0%	0.0%	0.0%	-	0.0%	-	0.0%	0.0%	0.0%	0.0%
4-Year Longitudinal Rate (Gr 9-12)													
Class of 2021													
Graduated	90.0%	96.3%	-	-	-	-	-	-	-	-	-	-	-
Received TxCHSE	0.3%	0.2%	-	-	-	-	-	-	-	-	-	-	-
Continued HS	3.9%	1.0%	-	-	-	-	-	-	-	-	-	-	-
Dropped Out	5.8%	2.6%	-	-	-	-	-	-	-	-	-	-	-
Graduates and TxCHSE	90.3%	96.5%	-	-	-	-	-	-	-	-	-	-	-
Graduates, TxCHSE, and Continuers	94.2%	97.4%	-	-	-	-	-	-	-	-	-	-	-
Class of 2020													
Graduated	90.3%	94.4%	-	-	-	-	-	-	-	-	-	-	-
Received TxCHSE	0.4%	0.2%	-	-	-	-	-	-	-	-	-	-	-
Continued HS	3.9%	2.8%	-	-	-	-	-	-	-	-	-	-	-
Dropped Out	5.4%	2.7%	-	-	-	-	-	-	-	-	-	-	-
Graduates and TxCHSE	90.7%	94.5%	-	-	-	-	-	-	-	-	-	-	-
Graduates, TxCHSE, and Continuers	94.6%	97.3%	-	-	-	-	-	-	-	-	-	-	-



Texas Education Agency
2021-22 Attendance, Graduation, and Dropout Rates (TAPR)
ALTERNATIVE LEARNING CENTER (227901012) - AUSTIN ISD - TRAVIS COUNTY



Texas Education Agency
2021-22 College, Career, and Military Readiness (CCMR) (TAPR)
ALTERNATIVE LEARNING CENTER (227901012) - AUSTIN ISD - TRAVIS COUNTY

There is no data for this campus.

Texas Education Agency
2021-22 CCMR-Related Indicators (TAPR)
ALTERNATIVE LEARNING CENTER (227901012) - AUSTIN ISD - TRAVIS COUNTY

There is no data for this campus.

Texas Education Agency
 2021-22 Other Postsecondary Indicators (TAPR)
 ALTERNATIVE LEARNING CENTER (227901012) - AUSTIN ISD - TRAVIS COUNTY

	Academic Year	State	District	Campus	African American	Hispanic	White	American Indian	Asian	Pacific Islander	Two or More Races	Special Ed	Econ Disadv	EB/EL
Advanced/Dual-Credit Course Completion (Grades 9-12)														
Any Subject	2020-21	42.5%	49.3%	0.0%	-	*	*	-	-	-	-	*	*	*
	2019-20	46.3%	53.3%	10.0%	12.5%	10.0%	*	-	-	-	*	0.0%	0.0%	*
English Language Arts	2020-21	16.3%	26.5%	0.0%	-	*	*	-	-	-	-	*	*	*
	2019-20	18.2%	27.6%	0.0%	0.0%	0.0%	*	-	-	-	-	*	0.0%	*
Mathematics	2020-21	19.3%	23.1%	0.0%	-	*								



Texas Education Agency
2021-22 Student Information (TAPR)
ALTERNATIVE LEARNING CENTER (227901012) - AUSTIN ISD - TRAVIS COUNTY

Student Information	Membership				Enrollment			
	Campus		District	State	Campus		District	State
	Count	Percent			Count	Percent		
Students w/ Disciplinary Placements (2020-21)	5	8.2%	0.1%	0.6%				
Students w/ Dyslexia	6	10.3%	7.6%	5.0%	6	10.3%	7.6%	5.0%
Foster Care	0	0.0%	0.1%	0.3%	0	0.0%	0.1%	0.3%
Homeless	2	3.4%	1.1%	1.1%	2	3.4%	1.1%	1.1%
Immigrant	3	5.2%	5.7%	2.0%	3	5.2%	5.6%	2.0%
Migrant	0	0.0%	0.0%	0.3%	0	0.0%	0.0%	0.3%
Title I	5	8.6%	42.4%	64.3%	5	8.6%	42.6%	64.3%
Military Connected	0	0.0%	0.3%	3.3%	0	0.0%	0.2%	3.3%
At-Risk	58	100.0%	51.1%	53.5%	58	100.0%	50.8%	53.5%
Students by Instructional Program:								
Bilingual/ESL Education	23	39.7%	32.5%	21.9%	23	39.7%	32.6%	21.8%
Gifted and Talented Education	0	0.0%	12.4%	8.0%	0	0.0%	12.4%	8.0%
Special Education	23	39.7%	13.1%	11.6%	23	39.7%	13.1%	11.7%
Students with Disabilities by Type of Primary Disability:								
Total Students with Disabilities	23							
By Type of Primary Disability								
Students with Intellectual Disabilities	18	78.3%	50.0%	43.0%				
Students with Physical Disabilities	0	0.0%	18.3%	20.8%				
Students with Autism	0	0.0%	13.5%	14.7%				
Students with Behavioral Disabilities	5	21.7%	17.6%	20.0%				
Students with Non-Categorical Early Childhood	0	0.0%	0.6%	1.5%				
Mobility (2020-21):								
Total Mobile Students	61	100.0%	11.0%	13.6%				
By Ethnicity:								
African American	14	23.0%	1.3%	2.5%				
Hispanic	35	57.4%	6.7%	6.6%				
White	10	16.4%	2.3%	3.5%				
American Indian	1	1.6%	0.0%	0.1%				
Asian	0	0.0%	0.3%	0.3%				
Pacific Islander	0	0.0%	0.0%	0.0%				
Two or More Races	1	1.6%	0.3%	0.5%				
Count and Percent of Special Ed Students who are Mobile	23	100.0%	12.6%	15.7%				
Count and Percent of EB Students/EL who are Mobile	14	100.0%	13.5%	12.1%				
Count and Percent of Econ Dis Students who are Mobile	43	100.0%	14.0%	15.0%				
Student Attrition (2020-21):								
Total Student Attrition	0	0.0%	18.8%	18.9%				

Texas Education Agency
 2021-22 Student Information (TAPR)
 ALTERNATIVE LEARNING CENTER (227901012) - AUSTIN ISD - TRAVIS COUNTY

Student Information	--Non-Special Education Rates--			--Special Education Rates--		
	Campus	District	State	Campus	District	State
Retention Rates by Grade:						
Kindergarten	-	0.7%	1.9%	-	2.6%	5.2%
Grade 1	-	0.7%	2.9%	-	1.3%	4.2%
Grade 2	-	0.5%	1.7%	-	1.6%	2.2%
Grade 3	-	0.5%	1.0%	-	0.3%	1.0%
Grade 4	-	0.1%	0.7%	-	0.5%	0.7%
Grade 5		0.1%	0.5%	-	0.9%	0.7%
Grade 6		0.2%	0.6%	-	0.4%	

Texas Education Agency
 2021-22 Staff Information (TAPR)
 ALTERNATIVE LEARNING CENTER (227901012) - AUSTIN ISD - TRAVIS COUNTY

	----- Campus -----		District	State
Staff Information	Count/Average	Percent		
Over 30 Years Experience	0.0	0.0%	3.2%	2.9%
Number of Students per Teacher	4.8	n/a	13.8	14.6

Staff Information	Campus	District	State
Experience of Campus Leadership:			
Average Years Experience of Principals	0.0	6.6	6.3
Average Years Experience of Principals with District	0.0	6.2	5.4
Average Years Experience of Assistant Principals	5.0	5.5	5.5
Average Years Experience of Assistant Principals with District	5.0	5.0	4.8
Average Years Experience of Teachers:	8.9	10.4	11.1
Average Years Experience of Teachers with District:			

Texas Education Agency
 2021-22 Staff Information (TAPR)
 ALTERNATIVE LEARNING CENTER (227901012) - AUSTIN ISD - TRAVIS COUNTY

Program Information	----- Campus -----		District	State
	Count	Percent		
Special Education	4.4	35.9%	16.6%	9.6%
Other	0.4	3.0%	8.5%	3.5%

- Indicates there are no students in the group.
- * Indicates results are masked due to small numbers to protect student confidentiality.
- ** When only one student disability or assessment group is masked, then the second smallest student disability or assessment group is masked regardless of size.
- n/a Indicates data reporting is not applicable for this group.
- ? Indicates that the data for this item were statistically improbable or were reported outside a reasonable range.

Link to: [PEIMS Financial Standard Reports 2020-21 Financial Actual Report](#)
 (To open link in a new window, press the "Ctrl" key and click on the link.)