

# 2021-22 Texas Academic Performance Report (TAPR)

District Name: AUSTIN ISD

Campus Name: ANDREWS EL

Campus Number: 227901102



2022 Accountability Rating: C

This page is intentionally blank.





Texas Education Agency  
2021-22 STAAR Performance (TAPR)  
ANDREWS EL (227901102) - AUSTIN ISD - TRAVIS COUNTY



















Texas Education Agency  
 2021-22 STAAR Participation (TAPR)  
 ANDREWS EL (227901102) - AUSTIN ISD - TRAVIS COUNTY

	State	District	Campus	African American	Hispanic	White	American Indian	Asian	Pacific Islander	Two or More Races	Special Ed (Current)	Special Ed (Former)	Continuously Enrolled	Non-Continuously Enrolled	Econ Disadv	EB & EL (Current & Monitored)
Not Included in Accountability: Other Exclusions	0%	0%	0%	0%	0%	*	-	0%	-	*	0%	*	0%	0%	0%	0%
Not Tested	13%	42%	10%	20%	4%	*	-	20%	-	*	0%	*	5%	16%	10%	6%
Absent	2%	3%	2%	0%	0%	*	-	0%	-	*	0%	*	0%	5%		











There is no data for this campus.

Texas Education Agency  
2021-22 CCMR-Related Indicators (TAPR)  
ANDREWS EL (227901102) - AUSTIN ISD - TRAVIS COUNTY

There is no data for this campus.

Texas Education Agency  
2021-22 Other Postsecondary Indicators (TAPR)  
ANDREWS EL (227901102) - AUSTIN ISD - TRAVIS COUNTY

There is no data for this campus.







Texas Education Agency  
2021-22 Staff Information (TAPR)  
ANDREWS EL (227901102) - AUSTIN ISD - TRAVIS COUNTY

Staff Information	----- Campus -----		District	State
	Count/Average	Percent		
Total Staff	42.6	100.0%	100.0%	100.0%
Professional Staff:	33.6	78.9%	63.7%	64.1%
Teachers	27.6	64.9%	49.5%	49.3%
Professional Support	3.9	9.2%	10.5%	10.7%
Campus Administration (School Leadership)	2.0	4.7%	3.1%	2.9%
Educational Aides:	9.0	21.1%	10.1%	11.1%
Librarians and Counselors (Headcount):				
Full-time Librarians	1.0	n/a	83.0	4,194.0
Part-time Librarians	0.0	n/a	27.0	607.0
Full-time Counselors	1.0	n/a	215.0	13,550.0
Part-time Counselors	0.0	n/a	2.0	1,176.0
Total Minority Staff:	31.8	74.7%	58.3%	52.1%
Teachers by Ethnicity:				
African American	2.0	7.4%	5.9%	11.2%
Hispanic	16.4	59.2%	34.4%	28.9%
White	7.2	25.9%	55.2%	56.4%
American Indian	0.0	0.0%	0.2%	0.3%
Asian	2.1	7.5%	2.9%	1.9%
Pacific Islander	0.0	0.0%	0.1%	0.1%
Two or More Races	0.0	0.0%	1.3%	1.2%
Teachers by Sex:				
Males	3.3	12.1%	25.9%	24.1%
Females	24.3	87.9%	74.1%	75.9%
Teachers by Highest Degree Held:				
No Degree	0.1	0.2%	1.1%	1.4%
Bachelors	17.5	63.5%	68.4%	72.6%
Masters	10.0	36.4%	29.9%	25.2%
Doctorate	0.0	0.0%	0.7%	0.8%
			6.4%	7.9%
			28.4%	26.7%
			21.4%	20.6%





Texas Education Agency  
 2021-22 Staff Information (TAPR)  
 ANDREWS EL (227901102) - AUSTIN ISD - TRAVIS COUNTY

Program Information	----- Campus -----		District	State
	Count	Percent		
Special Education	5.0	18.1%	16.6%	9.6%
Other	0.0	0.0%	8.5%	3.5%

- Indicates there are no students in the group.

\*