

# 2022-23 Texas Academic Performance Report (TAPR)

District Name: AUSTIN ISD

Campus Name: ALLISON EL

Campus Number: 227901101


This page is intentionally blank.











Texas Education Agency  
2022-23 Progress (TAPR)  
ALLISON EL (227901101) - AUSTIN ISD - TRAVIS COUNTY

	School Year	State	District	Campus	African American	Hispanic	White	American Indian	Asian	Pacific Islander	Two or More Races	Special Ed (Current)	Special Ed (Former)	Continuously Enrolled	Non-Continuously Enrolled	Econ Disadv	EB/EL (Current & Monitored)
School Progress - Annual Growth by Grade and Subject																	
Grade 4 ELA/Reading	2023	55%	60%	38%	*	36%	*	-	-	-	-	50%	*	34%	50%	38%	26%
Grade 4 Mathematics	2023	63%	64%	55%	*	53%	*	-	-	-	-	50%	*	51%	68%	52%	58%
Grade 5 ELA/Reading	2023	65%	67%	49%	*	51%	*	-	-	-	*	29%	*	54%	25%	46%	68%
Grade 5 Mathematics	2023	71%	72%	83%	*	84%	*	-	-	-	*	94%	*	85%	75%	83%	86%
Grade 6 ELA/Reading	2023	51%	48%	38%	*	34%	-	-	-	-	-	63%	*	41%	20%	38%	35%
Grade 6 Mathematics	2023	54%	49%	69%	*	71%	-	-	-	-	-	67%	*	72%	*	69%	76%
All Grades Both Subjects	2023	64%	64%	55%	75%	55%	*	-	-	-	*	59%	42%	56%	51%	55%	59%
All Grades ELA/Reading	2023	63%	63%	42%	70%	41%	*	-	-	-	*	45%	33%	43%	35%	41%	45%
All Grades Mathematics	2023	66%	64%	69%	80%	69%	*	-	-	-	*	73%	50%	70%	67%	68%	74%
School Progress - Accelerated Learning by Grade and Subject																	
Grade 4 ELA/Reading	2023	33%	29%	25%	-	25%	-	-	-	-	-	33%	*	19%	*	25%	13%
Grade 4 Mathematics	2023	27%	26%	31%	*	27%	-	-	-	-	-	0%	-	17%	*	27%	40%
Grade 5 ELA/Reading	2023	37%	32%	14%	-	15%	*	-	-	-	-	0%	*	20%	*	14%	25%
Grade 5 Mathematics	2023	48%	43%	57%	-	58%	*	-	-	-	*	67%	-	50%	67%	57%	*
Grade 6 ELA/Reading	2023	26%	19%	33%	*	20%	-	-	-	-	-	20%	-	27%	*	33%	17%
Grade 6 Mathematics	2023	35%	26%	35%	*	33%	-	-	-	-	-	*	-	36%	*	35%	33%
All Grades Both Subjects	2023	38%	31%	32%	80%	29%	*	-	-	-	*	25%	*	27%	50%	32%	33%
All Grades ELA/Reading	2023	35%	28%	24%	*	21%	*	-	-	-	-	19%	*	22%	33%	24%	18%
All Grades Mathematics	2023	40%	34%	40%	*	38%	*	-	-	-	*	30%	-	32%	62%	39%	50%

\* Indicates results are masked due to small numbers to protect student confidentiality.  
- Indicates there are no students in the group.



Texas Education Agency  
2022-23 Bilingual Education/English as a Second Language (Current EB Students/EL) (TAPR)  
ALLISON EL (227901101) - AUSTIN ISD - TRAVIS COUNTY

School Year	State	District	Campus	Total Bilingual Education	BE-Trans Early Exit	BE-Trans Late Exit	BE-Dual Two-Way												
-------------	-------	----------	--------	---------------------------	---------------------	--------------------	-----------------	--	--	--	--	--	--	--	--	--	--	--	--

Texas Education Agency  
 2022-23 Bilingual Education/English as a Second Language (Current EB Students/EL) (TAPR)  
 ALLISON EL (227901101) - AUSTIN ISD - TRAVIS COUNTY

	School Year	State	District	Campus	Total Bilingual Education	BE-Trans Early Exit	BE-Trans Late Exit	BE-Dual Two-Way	BE-Dual One-Way	ALP Bilingual (Exception)	Total ESL	ESL Content-Based	ESL Pull-Out	ALP ESL (Waiver)	EB/EL with Parental Denial	Never EB/EL	Total EB/EL (Current)	Monitored & Former EB/EL
All Grades ELA/Reading	2023	35%	28%	24%	23%	-	-	-	23%	-	*	*	-	-	-	29%	18%	-
All Grades Mathematics	2023	40%	34%	40%	67%	-	-	-	67%	-	*	*	-	-	-	34%	50%	-

\* Indicates results are masked due to small numbers to protect student confidentiality.  
 - Indicates there are no students in the group.  
 Blank cell indicates there are no data available in the group.







Texas Education Agency  
 2022-23 STAAR Participation (TAPR)  
 ALLISON EL (227901101) - AUSTIN ISD - TRAVIS COUNTY

	State	District	Campus	African American	Hispanic	White	American Indian	Asian	Pacific Islander	Two or More Races	Special Ed (Current)	Special Ed (Former)	Continuously Enrolled	Non-Continuously Enrolled	Econ Disadv	EB EL (Current & Monitored)
Not Included in Accountability: Other Exclusions	1%	1%	0%	-	0%	*	-	*	-	-	0%	*	0%	0%	0%	0%
Not Tested	2%	4%	6%	-	6%	*	-	*	-	-	0%	*	5%	8%	4%	0%
Absent	1%	4%	6%	-	6%	*	-	*	-	-	0%	*	5%	8%	4%	0%
Other	0%	0%	0%	-	0%	*	-	*	-	-	0%	*	0%	0%	0%	0%

\* Indicates results are masked due to small numbers to protect student confidentiality.  
 - Indicates there are no students in the group.









Texas Education Agency  
 2022-23 Graduation Profile (TAPR)  
 ALLISON EL (227901101) - AUSTIN ISD - TRAVIS COUNTY

	Campus Count	Campus Percent	District Count	State Count
Graduatesf(2021-22 Annual Graduates)				
Total Graduates	-	-	4,605	368,686

Graduates)




There is no data for this campus.

There is no data for this campus.



Texas Education Agency  
2022-23 Student Information (TAPR)  
ALLISON EL (227901101) - AUSTIN ISD - TRAVIS COUNTY



Texas Education Agency  
 2022-23 Student Information (TAPR)  
 ALLISON EL (227901101) - AUSTIN ISD - TRAVIS COUNTY

Student Information	--Non-Special Education Rates--			---Special Education Rates---		
	Campus	District	State	Campus	District	State
Retention Rates by Grade:						
Kindergarten	5.7%	0.7%	1.5%	0.0%	2.4%	4.5%
Grade 1	2.2%	1.0%	2.5%	0.0%	1.4%	3.6%
Grade 2	0.0%	1.0%	1.6%	7.7%	2.1%	2.0%
Grade 3	0.0%	0.3%	0.8%	0.0%	0.7%	0.9%
Grade 4	2.6%	0.2%	0.5%	0.0%	0.3%	0.5%
Grade 5	0.0%	0.1%	0.3%	0.0%	0.4%	0.4%
Grade 6	-	0.2%	0.3%	-	0.7%	0.4%
Grade 7	-	0.2%	0.4%	-	0.0%	0.5%
Grade 8	-	0.1%	0.4%	-	0.7%	0.5%
Grade 9	-	3.0%	8.7%	-	5.3%	12.6%

Class Size Averages by Grade and Subject  
 (Derived from teacher responsibility records):

Class Size Information	Campus	District	State
Elementary:			
Kindergarten	-	18.6	18.7
Grade 1	-	18.7	19.1
Grade 2	5.0	18.4	19.1
Grade 3	14.4	18.0	19.3
Grade 4	4.5	18.5	19.4
Grade 5	9.3	21.2	20.8
Grade 6	12.2	20.3	19.2
Secondary:			
English/Language Arts	-	17.1	16.2
Foreign Languages	-	20.0	18.8
Mathematics	-	18.5	17.5
Science	-	20.5	18.5
Social Studies	-	20.4	18.9

Texas Education Agency  
 2022-23 Staff Information (TAPR)  
 ALLISON EL (227901101) - AUSTIN ISD - TRAVIS COUNTY

Staff Information	----- Campus -----		District	State
	Count/Average	Percent		
Total Staff	45.5	100.0%	100.0%	100.0%
Professional Staff:	34.5	75.8%	61.5%	64.1%
Teachers	30.5	67.1%	48.3%	48.7%
Professional Support	2.0	4.4%	9.4%	10.9%
Campus Administration (School Leadership)	2.0	4.4%	3.3%	3.3%
Educational Aides:	11.0	24.2%	11.3%	11.3%
Librarians and Counselors (Headcount):				
Full-time Librarians	1.0	n/a	76.0	4,258.0
Part-time Librarians	0.0	n/a	26.0	646.0
Full-time Counselors	1.0	n/a	184.0	13,815.0
Part-time Counselors	0.0	n/a	7.0	1,240.0
Total Minority Staff:	33.3	73.2%	60.0%	53.2%
Teachers by Ethnicity:				
African American	4.0	13.1%	6.1%	11.8%
Hispanic	15.3	50.2%	34.9%	29.6%
White	11.2	36.7%	53.7%	54.9%
American Indian	0.0	0.0%	0.2%	0.3%
Asian	0.0	0.0%	3.4%	2.0%
Pacific Islander	0.0	0.0%	0.0%	0.1%
Two or More Races	0.0	0.0%	1.7%	1.2%
Teachers by Sex:				
Males	7.2	23.6%	27.5%	24.4%
Females	23.3	76.4%	72.5%	75.6%
Teachers by Highest Degree Held:				
No Degree	0.0	0.0%	1.6%	2.0%
Bachelors	24.5	80.7%	69.9%	72.2%
Masters	6.0	19.7%		

6.0



Texas Education Agency  
2022-23 Staff Information (TAPR)  
ALLISON EL (227901101) - AUSTIN ISD - TRAVIS COUNTY

	----- Campus -----			
Staff Information	Count/Average	Percent	District	State

Texas Education Agency  
2022-23 Staff Information (TAPR)  
ALLISON EL (227901101) - AUSTIN ISD - TRAVIS COUNTY

- Indicates there is no data for the item.
- \* Indicates results are masked due to small numbers.
- \*\* When only one student disability or assessment group is masked, then the second smallest student disability or assessment group is masked regardless of size.
- n/a Indicates data reporting is not applicable for this group.
- ? Indicates that the data for this item were statistically improbable or were reported outside a reasonable range.